

SMF01CREU

Stand Mixer

50s Retro Style, cream

Aesthetic

50s Style

Die-cast aluminum powder coated body

Zinc-alloy powder coated base with stainless steel bowl lock

Stainless steel ball lever knob

Technical characteristics

Planetary action

Direct drive motor

Safety lock when the head is tilted up

Overload motor protection

Accessory port for optionals

4,8 Lt high polished stainless steel bowl with ergonomic handle

Anti-slip feet

Power 800 W



Functions

10 variable speed with Smooth start function

Capacities

All-purpose flour max 1 Kg

Whole wheat flour max 0,8 Kg

White eggs max 12/ min 3

Cake dough max 2,8 Kg

Bread/pizza/pasta dough max 1,3 Kg

Whipped cream max 1L

Accessories Included*



SMWW01

St/steel wire whisk



SMFB01

Aluminium flat beater



SMDH01

Aluminium dough hook



SMB401

4,8 Lt St steel bowl



SMPS01

Pouring shield

**They all can be also ordered separately as optionals.*

Optional accessories



SMPC01
Pasta Roller & Cutter Set
(Fettuccine e Tagliolini)



SMSC01
Spaghetti Cutter



SMPR01
Pasta Roller

General specifications

Dimensions HxLxW 378(490 head up)x402x221 mm

Net weight 7,9 Kg

Cord length 1 m





Electrical Specification

Rating 220-240 V

Frequency 50 Hz

Schuko plug

Other colors available

		Model
	Black	SMF01BLEU
	Red	SMF01RDEU
	Pastel blue	SMF01PBEU
	Silver	SMF01SVEU