

# Espresso Coffee Machine

ESPRESSO COFFEE MACHINE

Espresso Coffee Machine



## Finishing

Stainless steel wrap and plastic painted housing  
Stainless steel cup holder and passive cup warmer  
Chrome zamak steam lever  
Chrome plated base

## Technical characteristics

Thermoblock heating system  
15 bar pressure  
St/steel filter holder for powder coffee (1/2 cups) or paper pods  
Anti-drip system  
User-friendly control panel  
Removable drip-tray for mugs accommodation  
1L removable water tank with optional water filter  
Anti-slip feet  
Included: 3 filters (1 cup, 2 cups, paper pods);  
1 measure/presser

## Functions

1-cup button; 2-cup button; Steam option  
Adjustable Cappuccino system  
Flow stop function to customize your coffee length  
Adjustable coffee temperature  
Adjustable water hardness  
Possibility to dispense hot water  
Descaling light indicator  
On/Off button with automatic stand-by





## General specifications

Product Dimensions WxDxH 149x330x303 mm  
Net weight 5 Kg  
Cord length 1 m

## Electrical Specification

Rating: 220-240V  
Frequency: 50/60 Hz  
Power: 1350 W

According to the Country version, the final **EU** on the code will change in: UK, US, AU, SA

<b>Altri colori disponibili</b>	<b>Modello</b>
 Red	Espresso Coffee Machine
 Cream	Espresso Coffee Machine
 Black	Espresso Coffee Machine
 Pastel Blue	Espresso Coffee Machine

